



WELCOME TO NAUGATUCK VALLEY COMMUNITY COLLEGE

ANNUAL LEADERSHIP BREAKFAST

JANUARY 17, 2014





***“Serving Students...
Supporting Communities”***

**Annual Leadership Breakfast
Naugatuck Valley Community College
January 17, 2014**



MISSION

Naugatuck Valley Community College offers quality, affordable education and training in response to evolving community needs by providing opportunities to individuals and organizations to develop their potential.



VISION

At NVCC, the word “community” is central and our students are considered our most sacred trust and our finest asset. Collaboration within and outside the confines of our immediate surroundings defines our actions and is the base for the rich intellectual, educational, cultural and civic-minded experiences we provide our students.





Mission + Vision = Results

NVCC completed its 2010-2013 Strategic Plan.
The 2013-2016 plan is underway.

Toward a Splendid College:
Naugatuck Valley Community College
Strategic Plan
2010 - 2013

5 Goals
13 Initiatives
10 Outcomes
Spring 2010

 Naugatuck Valley Community College
750 Chase Parkway • Waterbury, Connecticut 06708
203-575-8000 • www.nvcc.commnet.edu


**TOWARD A
SPLENDID COLLEGE**

Strategic Plan
2013-2016



Valued Support and Advice

 Naugatuck
Valley
Community
College
Foundation, Inc.

Faculty

Staff

Students



Community

**NVCC
Regional
Advisory
Council**





Valued Support and Advice in High Places



© Stephen Bay / BayImages.net



NVCC Service Region



75% of enrolled students (Fall 2013) resided in the NVCC service region.

25% were from outside the service region.

80% of incoming first-time students (Fall 2013) were from the NVCC service region.

20% of incoming first-time students were from outside the region.



NVCC's International Service Region



Fulbright Scholar-In-Residence

2012-13 **Pascal**
ART **Meccariello**

2013-14 **Oonya**
WRITING **Kempadoo**

2014-15 **Alternate**
MUSIC **Standing**



Oonya Kempadoo



NVCC Fast Facts

Fall 2013

7,293 Unduplicated Headcount

4,376 Full-time Equivalents

From Fall 2012 to Fall 2013...

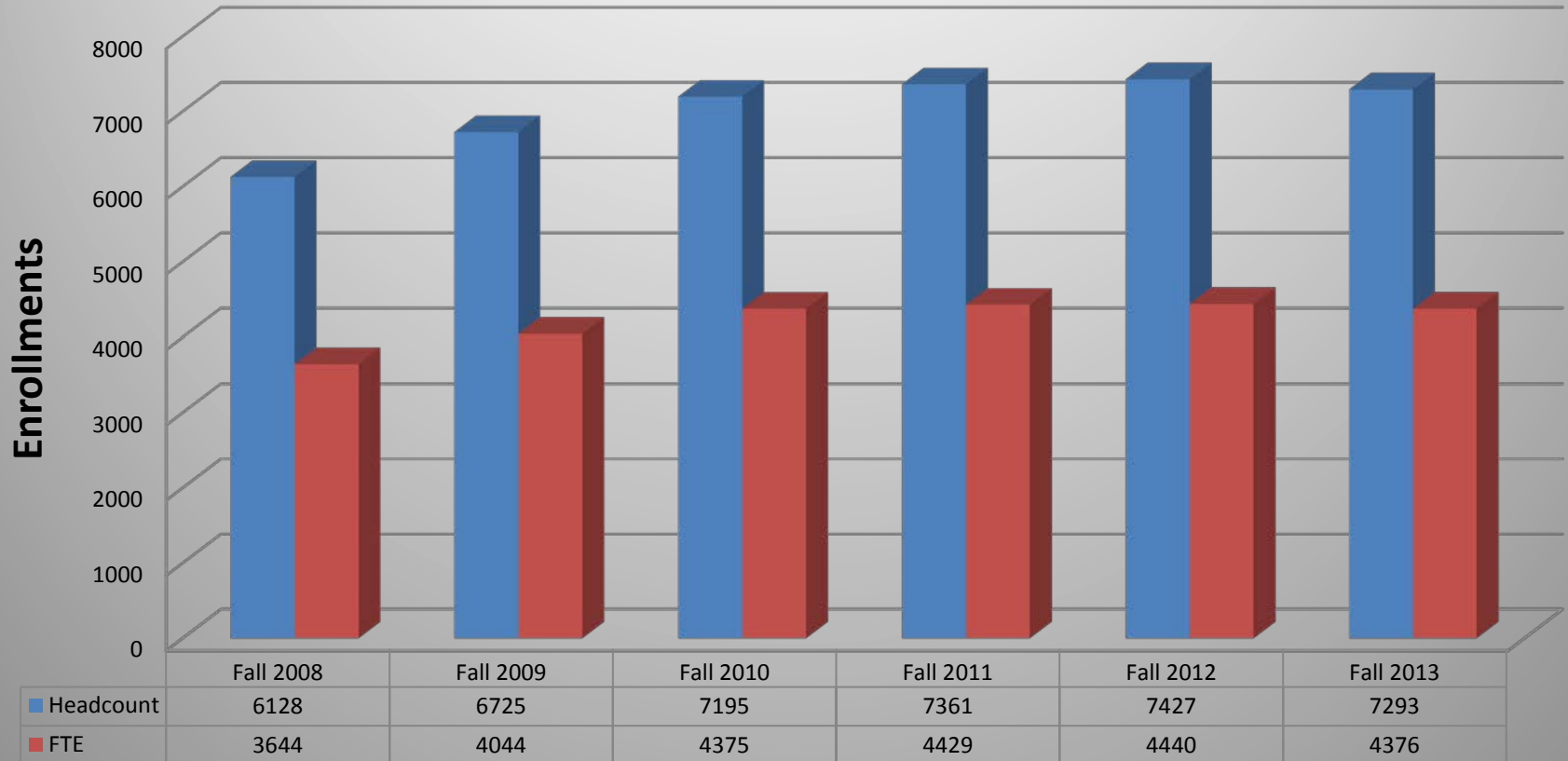
1.5% decrease in Enrollment

1.4% decrease in Full-time Equivalents



Enrollments: Fall 2008 to 2013

Headcounts and Full Time Equivalents (FTE)

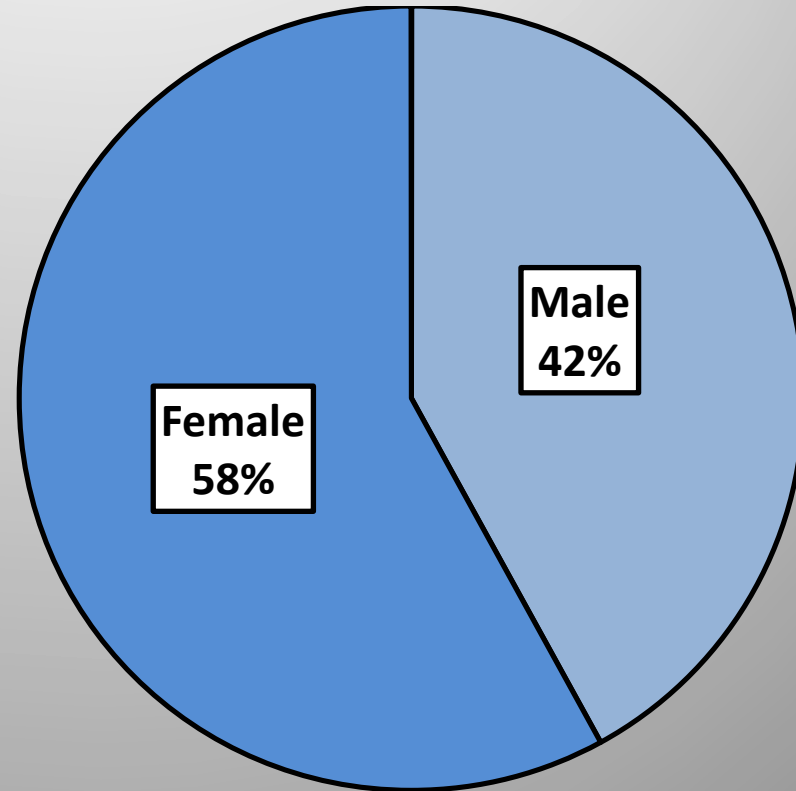


From 2008-2013, NVCC has experienced a 19% increase in overall enrollment and a 20% increase in FTE.



NVCC Fast Facts

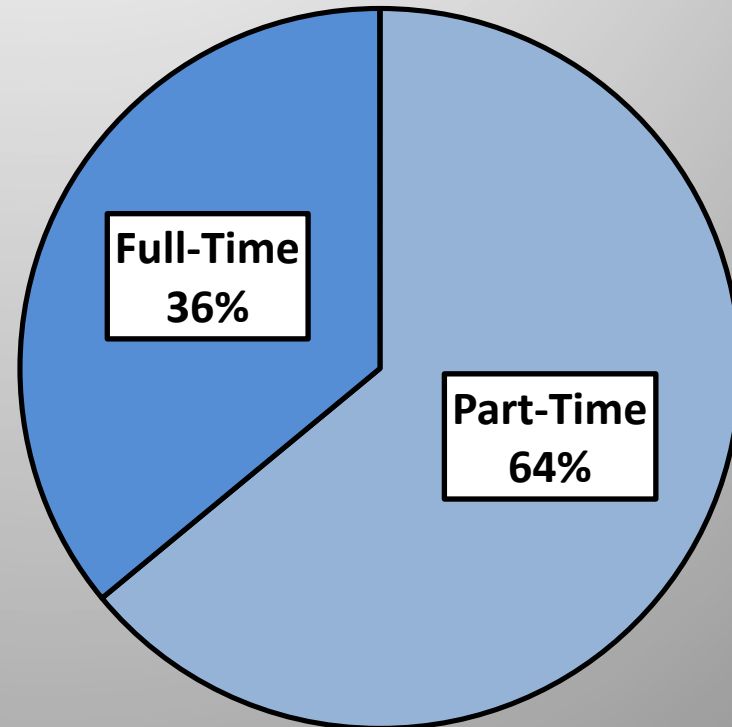
**Breakdown by Gender
Fall 2013**





NVCC Fast Facts

**Breakdown by
Full-time/Part-time Status
Fall 2013**





NVCC Fast Facts

In Fall 2013:

The average age of NVCC students was **26** years.

85% of NVCC students are in the **18-34** age range.



Minority Enrollment



Minority Headcounts have increased by 44%

2008	2009	2010	2011	2012	2013
25%	29%	31%	33%	35%	36%



Programs and Certificates



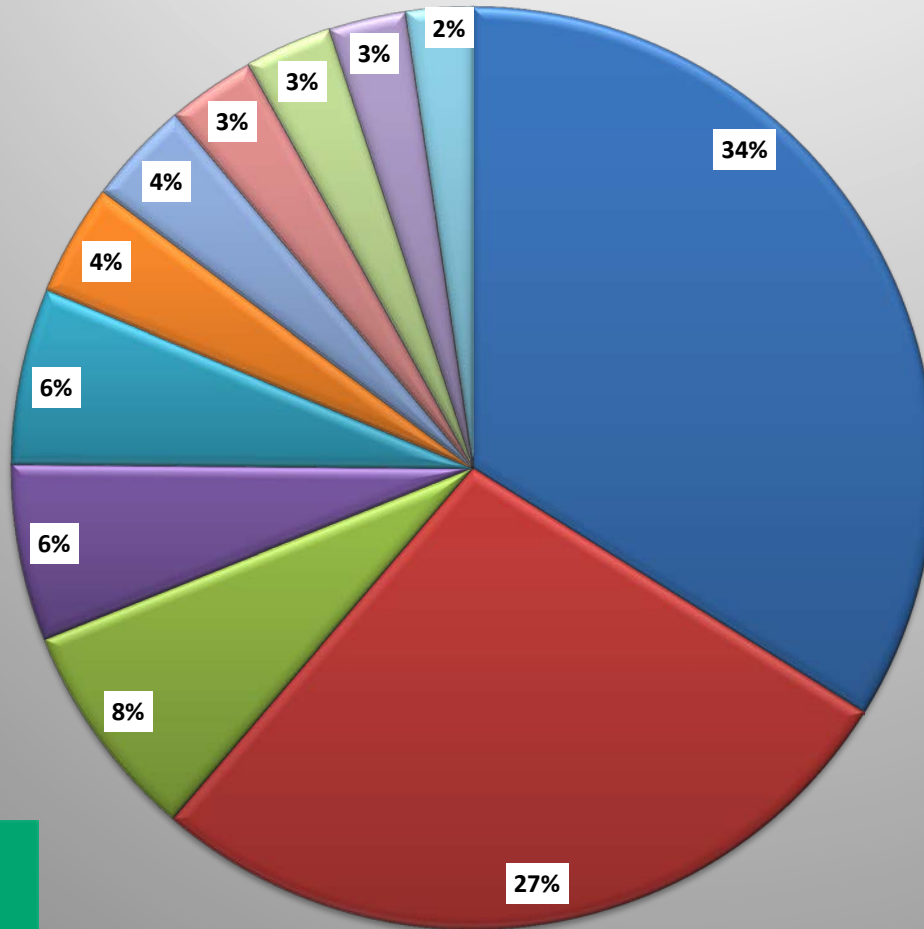
NVCC offers more than
 **60** degree programs
and
 **45** certificate programs

NVCC engages in continuous program review
and improvement to fine-tune programs
and to meet student and industry needs.

Top Ten Programs at NVCC

Fall 2013

in order



- General Studies
- All Other
- Liberal Arts & Sciences
- Business Admin/Mgmt
- Criminal Justice
- Engineering Science/Tech
- Human Services/Pre SW
- Nursing
- Early Childhood Education
- Computer Info Systems Tech
- Accounting





Non-Credit Workforce Development Data



2012-2013

2,944

Non-Credit Headcount

3,797

Total Non-Credit Registrations

788

Non-credit courses offered by NVCC



Non-Credit Workforce Development Data



2012-2013

68% taking non-credit course(s)
indicated they sought to:

- (1) Enhance skills and knowledge for current position, or
- (2) Fulfill a mandatory professional requirement, or
- (3) Retrain for a new position or career.



Completion Agenda

NVCC works hard on retention and completion.

- ACE: Academic Center for Excellence
- WAVE Program
- First Year Experience
- “Intrusive” advising process
- Collaborative efforts between Student Services and Academic Affairs
- Male Retention Initiative
- Early morning and weekend courses
- Public Act 12-40
- Bridge to College
- Enrollment management approach





NVCC Fast Facts

2013-14 Academic Year

763 degrees awarded

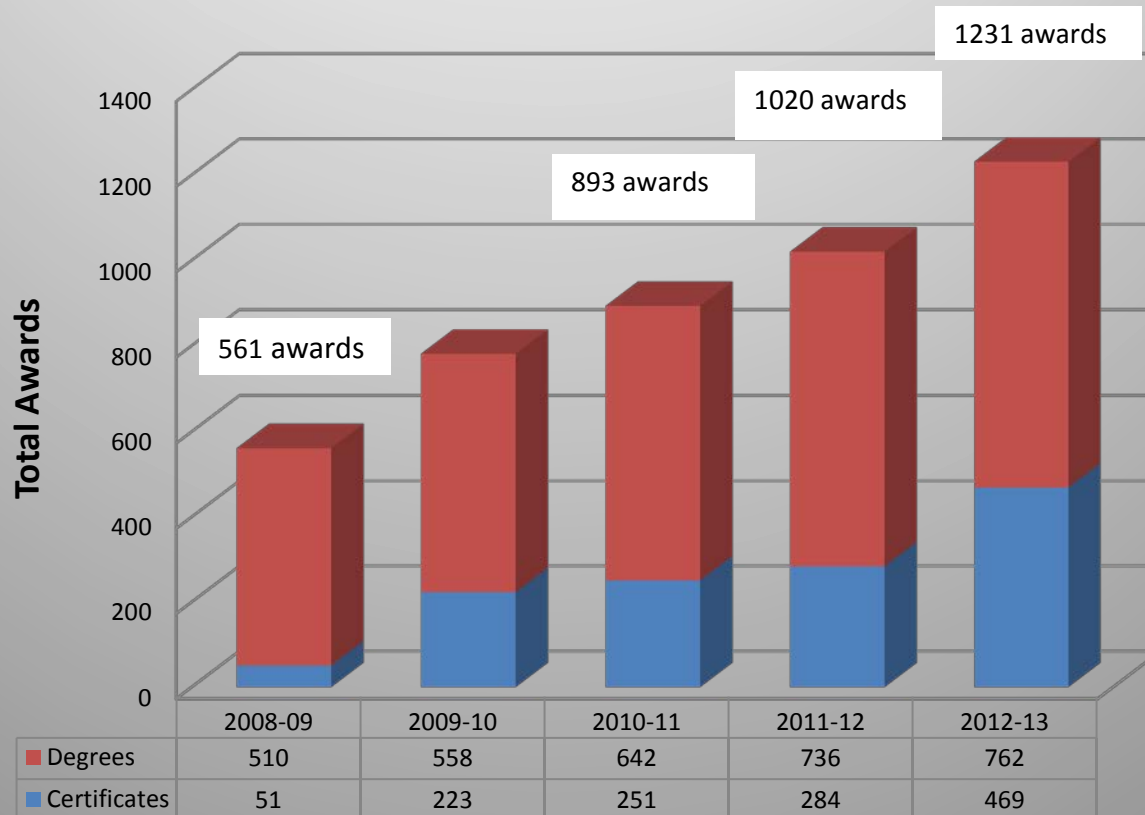
469 certificates awarded

20% increase in awards



NVCC Fast Facts

Completions: Degrees and Certificates





NVCC Minority Completion Trends

Academic Years 2007-2013

**The number of minority graduates
has increased from 1 in 6 to
1 in 4 students.**

2007-08	2008-09	2009-10	2010-11	2011-12	2012-13
16%	19%	18%	25%	27%	27%



Financial Aid

2012-13 Academic Year
(Fall, Spring, and Summer)

5,621 students received financial aid.

\$15,025,093 total financial aid awarded



Evening Bus Service: Education and Economic Development



In Fall 2011, NVCC and its supporters secured evening bus service and U-Passes for students and the City of Waterbury.

During 2013

- **901** U-Passes given out in Fall 2013
- **137,561** U-Pass rides in 2013
- **16,244** Evening U-Pass rides in 2013
- **240,955** Evening bus rides system wide



Workforce Success



Advanced Manufacturing Technology Center

Nursing and Allied Health





Career Programs



**ADVANCED
MANUFACTURING**

NURSING

2012-2013

109 total certificates

40 Level II certificates

Spring 2014

25 projected

30 registered

Growing waiting list

97% pass rate

**Number 1 program
in Connecticut**

Top 5% nationwide



FOUNDERS HALL RENOVATIONS

Center for Allied Health



FOUNDERS HALL RENOVATIONS
CENTER FOR ALLIED HEALTH
Naugatuck Valley Community College
Connecticut Department of Construction Services
BI-CTC-442-ARC

MOSE
PILON
NELSON
ARCHITECTS



NVCC Danbury Center Growth



Fall 2013 Danbury Center

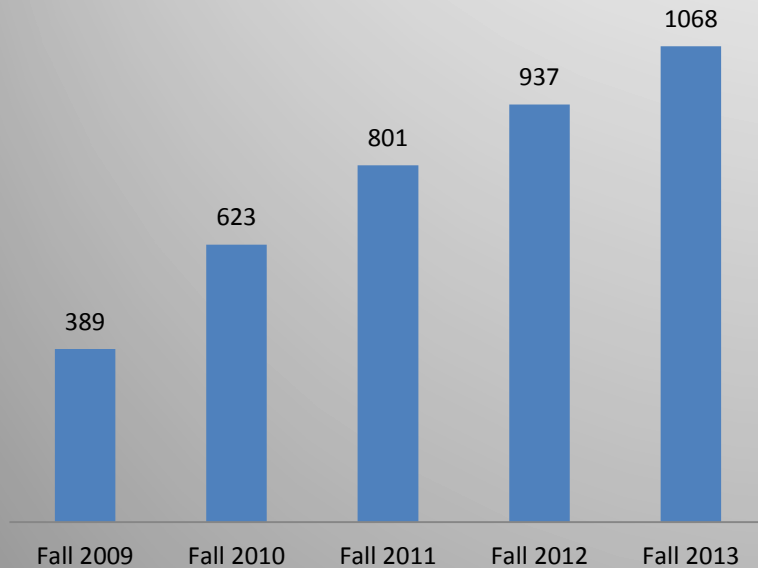
**Enrollment:
1,067 students in Fall 2013**

**Seat Count:
2,642 seats in Fall 2013**

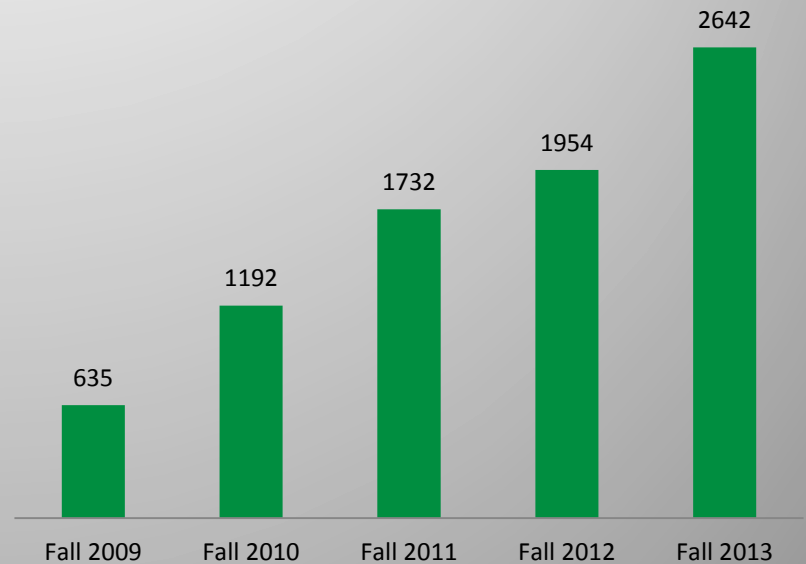


Danbury Center Growth

Danbury Headcount 2009-13



Danbury Seats 2009-13



Since Fall 2009, the Danbury Center has nearly **tripled** in headcount. During this same period, there has been a **fourfold** increase in Danbury seats.



Danbury Center Proposals



The State Department of Administrative Services has received two viable proposals that will allow us to at least triple our space in 2015.



NVCC On The Road

- Breakfast with the President
- Town Hall Meeting
- Family Night





New England Association of Schools and Colleges (NEASC) Accreditation

NVCC Accreditation until 2022

“We concur with the judgment of the visiting team that the College is operating in a deliberative and strategic manner with a high degree of self-discipline and self-understanding and that the institution's mission and vision together provide the focus for its ‘Toward a Splendid College’ strategic plan.”



NVCC Summary



Education – Quality of life for students and communities

Growth – Responsiveness to all constituencies

Support – Retention and completion a responsibility

Diversity – Commitment to our mission, our students

Employment – Job training and continuing education

Making a Difference – Service is a core value



WELCOME TO NAUGATUCK VALLEY COMMUNITY COLLEGE

ANNUAL LEADERSHIP BREAKFAST

JANUARY 17, 2014

